

We Care...

.. With Quality Products & Services

QUALITYRISE OVERSEAS PRIVATE LIMITED

Manufacturer of Hospital Furniture & Operation Theater Equipment



SI-1010



FIVE FUNCTION ELECTRIC ICU BED

STD. configuration :-

- Advanced medical motor system (4 pcs. motor, 1 pc control box, 1 pc hand set)
- 60 mm x 30 mm CRCA tubular frame work
- ABS/ Polymer base top (Set of 10 pieces)
- ABS/ Polymer moulded head and foot board with buffer on four corner
- ABS/ Polymer moulded split type side railings (Set of 4)
- Four heavy duty swivel castors of 125 mm diameter (Diagonal wheels with brake)

Optional Accessories :-

- 1) Four section PU foam mattress
- 2) Food table
- 3) Central locking wheel set

- Pretreated and epoxy powder coated
- Urine bag holder
- Stainless steel telescopic saline attachment with four way hooks
- Quick fold down system (CPR)
- Backup power system (UPS)
- Attendant control panel (ACP) with patient handset

Overall Size :-

2240 mm L x 1080 mm W x Height adjustable from 535 mm to 890 mm

SI-1011



THREE FUNCTION ELECTRIC ICU BED

STD. configuration :-

- Advanced medical motor system (3 pcs. motor, 1 pc control box, 1 pc hand set)
- 60 mm x 30 mm CRCA tubular frame work
- Four section perforated CRCA sheet top
- ABS/ Polymer moulded head and foot board with buffer on four corner

Optional Accessories :-

- 1) Four section PU foam mattress
- 2) Food table
- 3) Central locking wheel set
- 4) Luxurious ABS/ polymer side railings (Set of four)

- Pair of collapsible side railings
- Four heavy duty swivel castors of 125 mm diameter (Diagonal wheels with brake)
- Pretreated and epoxy powder coated
- Urine bag holder
- Stainless steel telescopic saline attachment
- Patient handset

Overall Size :-

2140 mm L x 960 mm W x Height adjustable from 560 mm to 760 mm



SI-1020

FOUR FUNCTION MANUAL ICU BED

STD. configuration :-

- 60 mm x 30 mm CRCA tubular frame work
- Four section perforated CRCA sheet top
- Backrest, knee rest, trendelenburg-reverse trendelenburg and height adjustment operated by screw mechanism
- ABS/ Polymer moulded head and foot board
- A pair of new design collapsible side railings
- Four heavy duty swivel castors of 125 mm diameter (Diagonal wheels with brake)
- Pretreated and epoxy powder coated
- Urine bag holder
- Telescopic saline attachment

Optional Accessories :-

- 1) Luxurious four-fold ABS guiderails
- 2) Four section PU foam mattress
- 3) Food table
- 4) Stainless steel bows and side railings
- 5) File holder

Overall Size :-

2200 mm L x 990 mm W x Height adjustable from 570 mm to 860 mm



SI-1021

THREE FUNCTION MANUAL ICU BED

STD. configuration :-

- 60 mm x 30 mm CRCA tubular frame work
- Four section perforated CRCA sheet top
- Backrest, knee rest, trendelenburg and reverse trendelenburg operated by screw mechanism
- ABS/ Polymer moulded head and foot board with buffer on four corners
- A pair of new designed collapsible side railings
- Four heavy duty swivel castors of 125 mm diameter (Diagonal wheels with brake)
- Pretreated and epoxy powder coated
- Urine bag holder
- Telescopic saline attachment

Optional Accessories :-

- 1) Luxurious four fold PP guiderails
- 2) Four section PU foam mattress
- 3) Food table
- 4) Stainless steel bows and side railings
- 5) File holder

Overall Size :-

2200 mm L x 960 mm W x 610 mm H



SI-2010

FOWLER BED-DELUXE

Overall size :- 2090 mm L x 920 mm W x 580 mm H

- Pretreated and epoxy powder coated
- CRCA steel bed with two Lead screw fowler positions
- Backrest, knee rest operated by Screw
- Two locations for I.V. rod
- Urine bag holder
- Sizes available as per users need



SI-2011

SEMI FOWLER BED STANDARD

Overall size :- 1880 mm L x 830 mm W x 570 mm H

- Pretreated and epoxy powder coated
- CRCA steel bed with backrest adjustable on a lead screw
- Backrest operated by screw
- Two locations for I.V. rod
- Urine bag holder
- Sizes available as per users need



SI-2012

SIMPLE BED WITH MANUAL BACKREST

Overall Size :- 1880 mm L x 830 mm W x 570 mm H

- Pretreated and epoxy powder coated
- CRCA steel bed with backrest adjustable on ratchet
- Two locations for I.V. rod
- Urine bag holder
- Sizes available as per users need



SI-2013

PLAIN HOSPITAL BED

Overall Size :- 1880 mm L x 830 mm W x 570 mm H

- Pretreated and epoxy powder coated
- CRCA steel bed
- Two locations for I.V. rod
- Urine bag holder
- Sizes available as per users need



SI-2014

STANDARD MATERNITY BED

Overall size :- 1880 mm L x 830 mm W x 570 mm H

- Pretreated and epoxy powder coated
- Baby cradle attachment
- Two locations for I.V. rod
- Urine bag holder




SI-2015

BABY CRADLE TROLLEY

Overall size :- 810 mm L x 610 mm W x 865 mm H

- Cradle Size :- 660 mm L x 410 mm W x 250 mm H
- Pretreated and epoxy powder coated
- CRCA steel trolley with baby cradle
- 50 mm diameter wheels



SI-2016

PAEDIATRIC BED

Overall size :- 1575 mm L x 860 mm W x 570 mm H

- Pretreated and epoxy powder coated
- CRCA steel compact bed
- Full length drop side railings



SI-2020

ATTENDANT BED CUM CHAIR

Overall size :- 810 mm to 1900 mm L x 685 mm W x 965 mm to 610 mm H

- Pretreated and epoxy powder coated
- CRCA steel with fine artificial leather and foam



SI-2021

STANDARD ATTENDANT/RELATIVE BED

Overall size :- 1830 mm L x 620 mm W x 460 mm H

- Pretreated and epoxy powder coated
- CRCA steel compact bed



SI-2022

BUNK BED

Overall size :- 1875 mm L x 760 mm W x 1650 mm H

- Pretreated and epoxy powder coated
- CRCA steel bed structure: Two or Three tier
- 32 mm diameter/ 30 mm square legs with ladder



SI-2030

BED SIDE LOCKER (DELUXE)

Size :- 450 mm L x 450 mm W x 860 mm H

- Pretreated and epoxy powder coated
- CRCA steel unit
- Drawer, cabinet & stainless steel top
- 50 mm diameter wheels



SI-2031

BEDSIDE LOCKERS (ABS)

Size :- 450 mm L x 410 mm W x 740 mm H

- ABS/ Polymer molded unit
- Tray, drawer & cabinet



SI-2032

BED SIDE LOCKER (STANDARD)

Overall size :- 400 mm L x 350 mm W x 760 mm H

- Pretreated and epoxy powder coated
- CRCA steel unit with a cabinet & stainless steel top



SI-2033

BEDSIDE TABLE

Overall size :- 460 mm L x 330 mm W x 860 mm H

- Complete stainless steel structure
- Available in two or three shelves, with or without wheels



SI-2034

BEDSIDE DRUG TROLLEY

Overall size :- 580 mm L x 360 mm W x 660 mm H

- Pretreated and epoxy powder coated with stainless steel top
- Available in complete stainless steel with three/ four shelves
- 50 mm diameter wheels



SI-2040

CRASH CART

Overall size :- 760 mm L x 380 mm W x 1500 mm H

- Available in stainless steel / powder coated frame with stainless steel top
- Seven drawer modular system
- Detachable plastic bins
- Oxygen cylinder stand attachment
- Top tray for monitor and pulse oxy-meter
- Stainless steel I.V. rod
- 100 mm diameter Diagonal wheels with brake



SI-2041

EMERGENCY DRUG TROLLEY

Overall size: - 660 mm L x 460 mm W x 1470 mm H

- Pretreated and epoxy powder coated trolley with two shelves
- 25/30 medicine containers and attached file holder
- 100 mm diameter Diagonal wheels with brake



SI-2042

MONITOR TROLLEY

Overall size: - 660 mm L x 560 mm x 1370 mm H
Shelves size: - 610 mm x 510mm

- Available in stainless steel and powder coated
- Three to four height adjustable shelves with two shelves fixed
- Mounted on 100 mm diameter castors (Diagonal wheels with brake)
- Drawer and board attachment
- Four point electric panel with socket and switch



SI-2043

ECG MACHINE TROLLEY

Overall size: - 380 mm L x 460 mm W x 915 mm H

- Complete stainless steel trolley with three trays
- cable hanger on both sides & gel bottle holder
- 50 mm diameter wheels



SI-2044

MONITOR STAND

Overall size: - 380 mm L x 320 mm W

- Wall mounted with Movable tray
- Pretreated and epoxy powder coated



SI-2045

SYRINGE PUMP STAND

- 25 mm diameter tubular CRCA structure
- Complete stainless steel stand
- Four tray with adjustable height attachment
- Equipped with four socket extension board and saline rod
- 1700 mm fixed height



SI-2046

INSTRUMENT TROLLEY

Overall size: - 710 mm L x 460 mm W x 810 mm H

- Stainless steel trolley with two shelves
- three side railings
- 100 mm diameter Diagonal wheels with brake



SI-2047

DRESSING TROLLEY WITH BOWL-BUCKET

Overall size :-
710 mm L x 460 mm W x 810 mm H

- Stainless steel trolley with two shelves
- three side railings
- bowl of 320 mm diameter & bucket of 210 mm diameter
- 100 mm diameter Diagonal wheels with brake



SI-2048

MAYO'S TROLLEY

Tray size: 410 mm x 560 mm

- Available in complete stainless steel/powder coated frame with stainless steel tray
- Height adjustment from 890 mm to 1400 mm
- 50 mm diameter wheels



SI-2049

MAYO'S TROLLEY (DOUBLE PILLAR)

Tray size: 710 mm L x 460 mm W

- Available in complete stainless steel/powder coated frame with stainless steel tray
- Height adjustment from 890 mm to 1400 mm
- 50 mm diameter wheels



SI-2050

CARDIAC ICU TABLE

Overall size: - 965 mm L x 430 mm W x 970 mm H

- Pretreated and epoxy powder coated trolley
- ABS/ Polymer molded top
- Height adjustable from 970 mm to 1180 mm
- 50 mm diameter wheels



SI-2051

OVER BED TROLLEY

Overall size :- 1170 mm L x 410 mm W x 965 mm H

Tray size :- 810 mm x 410 mm

- Pretreated and epoxy powder coated trolley with stainless steel top
- 50 mm diameter wheels



SI-2052

OVER BED TABLE

Overall size :- 700 mm L x 340 mm W x 310 mm

- Complete stainless steel table
- Glass holding arrangement



SI-2053

OXYGEN CYLINDER TROLLEY (PUSH TYPE)

Overall size: - 200 mm L x 200 mm W x 1170 mm H

- Pretreated and epoxy powder coated trolley
- 100 mm diameter wheels



SI-2054

OXYGEN CYLINDER TROLLEY (ROUND)

Overall size: - 380 mm L x 380 mm W x 635 mm H

- Pretreated and epoxy powder coated trolley
- 50 mm diameter wheels



SI-2055

JUMBO OXYGEN CYLINDER TROLLEY

Overall size :- 300 mm L x 300 mm W x 1525 mm H

- Pretreated and epoxy powder coated
- 200 mm diameter front wheels
- 125 mm diameter support wheels



SI-2060

EMERGENCY RECOVERY TROLLEY

STD. configuration :-

- Pretreated and epoxy powder Coated Frame
- Height adjustment and trendelenburg /reverse trendelenburg position by screw and lever mechanism
- Oxygen cylinder cage
- I.V. rod
- Stainless steel swing away type side railings
- Four heavy duty swivel castors of 125 mm diameter (Diagonal wheels with brake)
- Buffers at four corners
- X-Ray cassette Tray under stretcher top

Optional accessories :-

- Hydraulic height adjustment
- Pneumatic trendelenburg /reverse trendelenburg position

Overall size :- 2130 mm L x 610 mm W x Height Adj. from 760 mm to 1020 mm



SI-2061

STRETCHER ON TROLLEY

Overall size : - 2080 mm L x 610 mm W x 840 mm H

- Pretreated and epoxy powder coated base frame with removable top,
- available in stainless steel top & complete stainless steel
- 100 mm diameter Diagonal wheels with brake




SI-2062

STRETCHER TROLLEY-FOLDING

Overall size :- 1840 mm L x 570 mm W x 800 mm H

Folding approx. size :- 1000 mm L x 510 mm W x 760 mm H

- Pretreated and epoxy powder coated, both side folding top fixed on CRCA tubular frame
- available in stainless steel top & complete stainless steel
- 100 mm diameter Diagonal wheels with brake



SI-2063

FOLDING STRETCHER (TWO FOLD)

Overall size :- 2010 mm L x 530 mm W x 150 mm H

- Stainless steel tubular structure having 1700 mm length rexine cloth
- two fold stretcher easy to carry



SI-2064

CANVAS STRECHER

Overall size :- 2040 mm L x 610 mm W

- Pretreated and epoxy powder coated CRCA tubular structure
- 1790 mm length cloth with lifting belts, Removable pipes



SI-2065

ROLLER SHIFTER

Overall size: -660 mm L x 420 mm W

- Aluminum structure with four rolling shafts & heavy duty bearing on both sides
- having washable rexine cover



SI-2070

EXAMINATION COUCH

Overall size: - 1830 mm L x 610 mm W x 810 mm H

- Frame of CRCA square tubes, CRCA sheet cabinets and drawers
- Pretreated and epoxy powder coated
- Four cabinets, three drawer and B.P. apparatus platform
- 75 mm thick mattress
- Step stool



SI-2071

GYNAEC EXAMINATION COUCH

Overall size: - 1830 mm L x 610 mm W x 810 mm H

- Frame of CRCA square tubes, CRCA sheet cabinets and drawers
- Pretreated and epoxy powder coated
- Four cabinets, three drawer and B.P. apparatus platform
- 75 mm thick mattress
- Step stool
- Pair of lithotomic bars with belt



SI-2072

HALF CLOSED EXAMINATION COUCH

Overall size: - 1830 mm L x 610 mm W x 810 mm H

- Frame of CRCA square tubes, CRCA sheet cabinets and drawers
- Pretreated and epoxy powder coated
- Two cabinets, one drawer and B.P. apparatus platform
- 75 mm thick mattress
- Step stool



SI-2073

HALF CLOSED EXAMINATION COUCH-GYNAEC

Overall size: - 1830 mm L x 610 mm W x 810 mm H

- Frame of CRCA square tubes, CRCA sheet cabinets and drawers
- Pretreated and epoxy powder coated
- Gynaec cut and pair of lithotomic bars with belt
- Two cabinets, one drawer and B.P. apparatus platform
- 75 mm thick mattress
- Step stool



SI-2074

PLAIN EXAMINATION TABLE

Overall size: - 1830 mm L x 610 mm W x 810 mm H

- Frame of pretreated and epoxy powder coated CRCA tubes
- Top with headrest adjustable on ratchet



SI-2075

GYNAEC PLAIN EXAMINATION TABLE

Overall size: - 1830 mm L x 610mm W x 810 mm H

- Frame of pretreated and epoxy powder coated CRCA steel structure
- Headrest adjustable on ratchet, lithotomic bars with belts



SI-2080

TANDEM WAITING CHAIR

Overall size: - 1830 mm L x 500mm W x 400mm H

- Three seater
- Chrome plated
- Trendy design



SI-2081

WAITING CHAIR-POWDER COATED

Overall size: - 1450 mm L x 480 mm W x 460 mm H

- Pretreated and epoxy powder coated CRCA steel
- three seater
- Available in Five/four/three/two/ single seater options, with or without arms



SI-2082

REVOLVING STOOL

Overall size :- Top 310 mm diameter with height adjustable 530 mm to 690 mm

- Pretreated and epoxy powder coated CRCA tubular structure
- Press bend stainless steel top
- Available in complete stainless steel



SI-2083

SURGEON'S STOOL

- Comfortable cushioned top with or without backrest
- Height adjustable by pneumatic spring from 480 mm to 610 mm
- 50 mm diameter wheels



SI-2084

ALL PURPOSE STOOL

Overall size: - 305 mm L x 305 mm W x 460 mm H

- Pretreated and epoxy powder coated CRCA tubular framework
- Press bend top
- available in stainless steel top and complete stainless steel



SI-2085

STEP STOOL (DOUBLE)

Overall size: - 480 mm L x 410 mm W x 460 mm H

- Pretreated and epoxy powder coated CRCA tubular framework
- Press bend top
- available with aluminum grip plates top



SI-2086

STEP STOOL (SINGLE)

Overall size: - 410 mm L x 250 mm W x 250 mm H

- Pretreated and epoxy powder coated CRCA tubular framework
- press bend top
- available with aluminum grip plates top



SI-2087

SALINE STANDS

Overall size: - 430 mm x 430 mm base with fixed height 1270 mm adjustable up to 1930 mm

- Pretreated and epoxy powder coated CRCA tubular structure
- Available in heavy duty with wheels, complete stainless steel



SI-2088

BED SIDE SCREEN

Overall size: - 1220 mm L x 560 mm W x 1620 mm H

Unfolded Size of screen: -2400 mm L

- Pretreated and epoxy powder coated CRCA tubular structure
- 50 mm diameter wheels



SI-2089

KICK BUCKET

Overall size :- 280mm H x 350mm diameter of bowl

- Pretreated and epoxy powder coated, CRCA tubular structure
- Stainless steel bowl of 350 mm diameter
- 60 mm diameter three wheels



SI-2090

BURN CAGE

Overall size :- 1200 mm L x 600 mm W x 600 mm H

- Pretreated and epoxy powder coated, CRCA tubular structure



SI-2091

WHEEL CHAIR-FIXED TYPE

Overall size: - 630 mm L x 1090 mm W x 960 mm H

Seat size :- 460 mm L x 430 mm W x 460 mm H

- CRCA tubular framework with cushion and armrest
- 150 mm front wheels & 630 mm back wheels



SI-2092

FOLDING WHEEL CHAIR

Overall size :- 680 mm L x 1040 mm W x 890 mm H

Seat size :- 510 mm L x 410 mm W x 460 mm H

- Chrome plated, CRCA tubular framework with cushion and armrest
- 200 mm front wheels & 610 mm back wheels




SI-2093

INSTRUMENT CABINET

Overall size :- 910 mm L x 510 mm W x 1980 mm H

- Pretreated and oven baked spray painted
- CRCA sheet press bended work with lockable doors of four glass
- made up of five fixed shelves



SI-2094

PIGEON LOCKER

Overall size :- 910 mm L x 450 mm W x 1980 mm H

- Pretreated and oven baked spray painted
- CRCA sheet press bended work with Six/Eight/Nine/Twelve/Fifteen/Eighteen lockers, as per requirement



SI-2095

OT SCRUB SINK

Overall size :- 760 mm L (Or as required) x 440 mm W x 910 mm H

- Stainless steel 304 grade press bend sink (wall mounted/Stand Model)
- optional accessories like flash guard, tray
- Available in size as per requirement



SI-2096

LINEN TROLLEY

Overall size: - 540 mm diameter X 920 mm H

- Available in complete stainless steel/ powder coated
- 100 mm diameter three wheels



SI-3010

HI-VAC.-MAJOR SUCTION

- Completely stainless steel cabinet mounted on castors
- Oil immersed rotary vacuum pump driven by ¼ Hp. Specially developed electrical motor, Vacuum Capacity: 760 mm/ Hg
- Gives instant vacuum with regulator to control vacuum as per requirement



SI-3011

NOISELESS SUCTION

- Complete stainless steel cabinet mounted on castors for easy mobility,
- Exceptionally noiseless operation due to oil immersed piston pump, 1/8 Hp or 1/6 Hp compressor for energy saving,
- Fluid Containers: Two Glass Jars (1.5ltrs. Capacity Each) with cut of valve



SI-3012

FOOT SUCTION

Overall size: -310 mm L x 240 mm W

- Powder coated/ stainless steel base mounted with vacuum gauge
- aluminum foot operated pump
- two glass jars



SI-3013

FUMIGATOR (5 Lit)

- Stainless steel unit equipped with 1 Hp motor
- with or without timer unit
- capacity of five liter
- 50 mm three wheels



SI-3014

AUTOCLAVE (SINGLE DRUM)

- Heavy duty stainless steel 304 grade unit with pressure gauge and release valve
- equipped with 1 kW heating coil
- long lasting silicon gaskets



SI-3015

AUTOCLAVE (DOUBLE, 2.5 DRUMS)

Overall size :- 300 mm D x 750 mm H

- Heavy duty stainless steel 304 grade unit with pressure gauge and release valve
- Equipped with 2 kW heating coil
- Long lasting silicon gaskets.
- Available in 2.5 drum capacity



SI-3016

AUOCLAVE (DOUBLE DRUM, DOUBLE CHAMBER)

- Microcontroller based (Automatic)
- Complete stainless steel body
- Double walled stainless steel autoclave
- Equipped with replaceable heater & gasket, Dial gauge to know the pressure, water level indicator to know water level, pressure release valve at top and bottom, water inlet and outlet valve, Digital indication of temperature and timer
- Available in Semi-automatic, manual model



SI-3020

ELECTRIC OPERATION TABLE (C-ARM COMPATIBLE)

Features

- **Overall size :- 1950 mm L x 680 mm W, Height Adjustable from 780 mm to 1080 mm**
- **Standard accessories :-** Anesthetic screen, padded side supports, Intravenous Arm board, padded Shoulder Supports, five section mattress
- Trendlenburg / Reverse-40 degree, Flex/Reflex- 80 degree/220 degree, Side Tilt-22 degree
- Kidney Section-125mm Manually, Leg Plate-90 degree down
- All movements with 5 function electrical actuators
- Also Available in Semi electrical model (Only height adjustment actuators)



SI-3021

HYDRAULIC OPERATION TABLE (WITH ORTHOPEDIC ATTACHMENT)

Overall size: 1950 mm L x 680 mm W, Height Adjustable from 750 mm to 1000 mm

Standard accessories :- Anesthetic screen, padded side supports, Intravenous Arm board, padded Shoulder Supports, five section mattress

- Orthopedic attachments: Pelvic rest, pelvic support(Radio-translucent),inner thigh support(Radio-translucent), Foot plate with ortho-shoes, tibia attachment and hand surgery board
- Height adjustment with hydraulic pump, other movements with heavy duty lead screws
- Also convertible to Gynac/General surgery table



SI-3022

HYDRAULIC OPERATION TABLE (DELUXE)

Overall size: 1950 mm L x 580 mm W, Height Adjustable from 780 mm to 1000 mm

Standard accessories :- Anesthetic screen, padded side supports, Intravenous Arm board, padded Shoulder Supports, Lithotomic Leg holder with straps, five section mattress

- Height adjustment with hydraulic pump, other movements with heavy duty lead screws.



SI-3023

HEIGHT ADJUSTABLE OPERATION TABLE

Overall size: - 1830 mm L x 540mmW x 660mm to 910 mm H

- Complete stainless steel structure
- Removable and folding foot end
- Lithotomic bars with belts
- T/RT position by screw and lever mechanism



SI-3024

SIMPLE OPERATION TABLE

Overall size: - 1830 mm L x 580 mm W x 760 mm H

- Stainless steel top, powder coated structure
- Removable and folding foot end
- Lithotomic bars with stirrups and arm boards
- T/RT position by screw and lever mechanism



SI-3025

LABOUR TABLE (FOOT END FOLDING)

Overall size: - 1830 mm L x 710 mm W x 760 mm H

- Complete stainless steel unit
- three section top with removable and folding foot end
- T/RT position by screw mechanism
- Middle section have perineal U cut with drainage bowl
- available in epoxy powder coated with stainless steel top
- Gives instant vacuum with regulator to control vacuum as per requirement



SI-3026

TELESCOPIC LABOUR TABLE

Overall size: - 1900 mm L x 840 mm W x 760 mm H

- Three section stainless steel top and Base
- Backrest on ratchet
- Hand grips on both side
- Middle section having perineal U cut with bowl
- Trendlenburg/reverse trendlenburg position by screw mechanism
- Sliding foot end with removable railings on three sides (stainless steel)



**LED OPERATION THEATOR
LIGHT (3 Petal)**

SI-3030



**LED OPERATION THEATOR
LIGHT (4+3 Petal)**

SI-3031

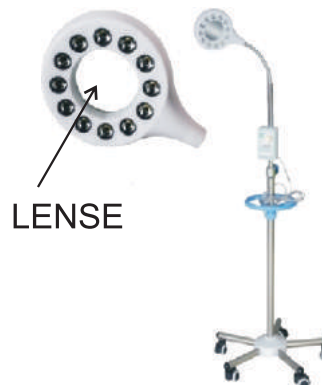
Technical Data (For Models Si 3030, 3031)

	Four Dome	Three Dome
Max light intensity at 1m (Lux) :-	120,000	90,000
Number of LED's :-	76 57	
LED's lifetime :-	>40,000	>40,000
Dome diameter :-	580 mm	580 mm
Color rendering index :-	>96	>96
Color temperature :-	3500-6200 K	3500-6200 K
Control on dome :-	Digital	Digital
Light field diameter :-	150 mm or more	150 mm or more



**MOBILE LED EXAMINATION
LIGHT (SINGLE LED)**

SI-3040



**MULTIPLE LED WITH INTENSITY CONTROL
& MAGNIFYING LENSE**

SI-3041

Stainless steel base with wheels

Technical Data

Height :-	1.1m to 1.2 m
Voltage :-	AC 180-265 v
Color temperature :-	6000 k
Life expectancy :-	30000 h

Stainless steel base with wheels

Technical Data

Lens material :-	Acrylic
Voltage :-	AC 180-260 v
Current :-	300 MA/W
Color temperature :-	2800-6500 k
Beam angle	5 degree
Light intensity :-	2200 LM

- OUR OTHER PRODUCTS -

- BACKREST
- WASH BASIN STAND (SINGLE/ DOUBLE)
- CSSD RACKS, DIFFERENT TYPES OF MATERIAL CARRYING TROLLEYS
- ANESTHESIA APPARATUS
- CAUTERY (BIPOLAR, SOLID STATE)
- BLOOD COLLECTION CHAIRS

We Care...

.. With Quality Products & Services



QUALITYRISE

QUALITYRISE OVERSEAS PRIVATE LIMITED

Manufacturer of Hospital Furniture & Operation Theater Equipment

OFFICE : B-208, DHURI PRIDE BUILDING, OM NAGAR,
VASAI ROAD - WEST, DIST : PALGHAR, 401202, MUMBAI, INDIA

Tel : +91 250 6594444 - Mob : +91 9890455567 / +91 9004190375

Email: marketing@qualityrise.com / export@qualityrise.com / info@qualityrise.com
www.qualityrise.com

Dealer :